

11 Swift Lodge Waters Edge

Two bedroom executive luxury lodge overlooking the lake and woodland area with private outdoor hot tub. These two bedroom lodges have master bedroom with pocket sprung bed with large en-suite bathroom. Large open plan kitchen, dining and lounge area. This luxury executive lodge is perfect for two couples or a small family group.






Lodge access from 4pm



All of our 4 berth lodges

- | | | |
|----------------|---------------|---------------|
| 1 Swallow | 6 Blackbird | 11 Swift |
| 2 Kingfisher | 7 Robin | 12 Woodpecker |
| 3 Owl | 8 Nightingale | 13 Jay |
| 4 Yellowhammer | 9 Greenfinch | 14 Mallard |
| 5 Wagtail | 10 Skylark | 15 Kestrel |

-  Hard standing jetty
-  Clearing for standing fishing
-  Allocated parking

Layout not to scale and is for illustration purposes.